



KEA COMMUNITY PRIMARY SCHOOL

A great place to learn and make friends

Year 3 homework Autumn 2

Level 1 Homework (must be completed and handed in by the due date)









Times Table Rockstars- 15 minutes per week (ideally 3 minutes a day, 5x a week).

Spelling Shed- 15 minutes per week (ideally 3 minutes a day, 5x a week).

Work on the spelling assignment you have been set (containing statutory spellings). When you reach 'Royal Bee', a Mastery Zone Button will appear. Children should then click and play on this, it will automatically determine their spelling strengths and areas for improvement. Also, more games will appear for you to play!



This is a menu of other fun ways to learn your spellings offline:

1. ABC Order  Write all of your spelling words in alphabetical (ABC) order.	2. Word Parts Write your words. Then use a coloured pencil to divide the words into syllables. e.g. jumping caterpillar	3. Other Handed Write each word 5 times, switching the hand you write it with each time. Say the word as you spell it.	4. Vowel Spotlight Write your words using one colour for the vowels and another colour for the consonants. (vowels: a, e, i, o, u)
5. Use Technology Type out your spelling words on the computer. Try to use at least 4 different fonts. 	6. Pyramid Words s sp spe spel spell spelli spelling spelling (or make them boat shaped, star, smiley face, etc.)	7. "Ransom" Words "Write" your words by cutting letters out of a newspaper or magazine and gluing the letters on a piece of paper to spell your words. 	8. Rainbow Words Write your spelling words with coloured pencils. Make each letter a different colour. 
9. Scrambled Words Write your words. Then write them again with the letters mixed up. Can you unscramble them again the next day? e.g. watch - cwhat	10. Silly Sentences Write 3 or more sentences that use all your spelling words. 	11. Prefixes and Suffixes Underline the prefixes and suffixes in the words you are learning. Make sure you know what they mean. e.g. important happiness	12. Word Search Create your own word search with your spellings. Show the answers to your puzzle in a different colour. 
13. Flashcards Make and practice with flashcards. Put the word on one side and definition (meaning) on the other. 	14. Picture & a Story Draw a picture defining each word. Write a sentence about your picture using the word.	15. Words without Vowels Write all of your words replacing vowels with a line. Go back and see if you can fill in the vowels. e.g. q--st--n = question	16. Train Words Write the entire list end-to-end as one long word. Write each new word in a different colour. e.g. trainbackstop
17. Write a Story, Poem or Song with Words Write a story using all your spelling words. Underline the words you used.	18. Bubble Letters Write your spelling words out in bubble writing. 	19. Words Within Words Write each spelling word and then write at least 2 words made from that word. e.g. catch - cat, hat	20. Picture words Draw a picture and hide your spelling words in the picture.

Reading a book chosen from our class shelves- 5x a week (ideally for 5-10 minutes each time).

Please ensure that all reads are entered into reading records and these will be counted at the end of the week.

For Level 1 homework, the week runs from a Friday to Friday

Level 2 Homework (we would love you to have a go at completing this and share it with your class teacher)

Have a go at one of these homework's each week and then submit the finished piece when ready:

<p>Research Greek food and pick one dish that sounds tasty to you. Write out a recipe for how it's made.</p> <p>Don't forget to include:</p> <ol style="list-style-type: none"> 1. A list of ingredients. 2. Simple steps to make it. <p>For example, Greek salad or tzatziki dip.</p>	<p>Practice your multiplication and division skills by clicking on the links below.</p> <p>Sharing - Maths - Learning with BBC Bitesize</p> <p>Multiplication sentences using the \times symbol - Maths - Learning with BBC Bitesize</p>	<p>Practice your 3-, 4- and 8-times tables using the questions and quizzes on the links below:</p> <p>The 3 times table - Maths - Learning with BBC Bitesize</p> <p>The 4 times table - Maths - Learning with BBC Bitesize</p> <p>The 8 times table - Maths - Learning with BBC Bitesize</p>
---	---	---

On a piece of paper, draw your own version of **Noah's Ark**. Write down **5 animals** you would choose to take on your ark and **explain** why you chose them. For example: "I would take a lion because it is strong and a symbol of courage."

Imagine you're in ancient Greece, and you've just discovered a new mythical creature!

1. **Draw a picture** of your creature. Think about what special features it might have, like wings, horns, or scales.
2. **Give your creature a name** and write it under your drawing.
3. **Describe your creature** in 2–3 sentences. Does it have any powers? Where does it live? Is it friendly or fierce?

Greece has many beautiful islands!

1. **Pick one Greek island** (for example Crete, Santorini, or Mykonos) and write its name.
2. **Draw a picture** of something special about this island. It could be a beach, a building, or a fun activity people do there.
3. **Write two fun facts** about your island. For example, you might write about what people eat there, animals that live on the island, or something unique about its history!

Challenge: Find out how people get to the island you chose. Do they take a boat or a plane?

Learn the following KIRFS (suggest 2 minutes a day 5x a week) There will be a KIRFS quiz set at the end of each half term.



Geography:

1. Greece is a country in Europe, bordered by North Macedonia, Bulgaria, Turkey, and Albania.
2. The capital city of Greece is Athens. Athens is one of the oldest cities in Europe.
3. Mount Olympus is the highest peak in Greece, measuring 9754 feet high.

Science:

1. Weathering is when rocks break into smaller pieces because of things like rain, wind, and temperature changes.
2. Erosion is when those broken pieces of rock and soil are moved away by water, wind, or ice.
3. Fossils are remains or marks of old plants and animals that are found in sedimentary rocks, showing us what life used to be like.

Level 3 Homework (we would love you to have a go at these ongoing projects, artwork or research tasks and bring them in when ready)

Task 1: Create a 'Eco-friendly' Christmas decoration for our Christmas Tree Decoration Ceremony on the 29th November. There are many ideas if you Google "eco-friendly Christmas craft ideas" or similar.

Try to:

- Avoid single use plastics e.g. glitter
- Ensure it has a secure handle.
- Upcycle something such as a clothes peg, fir cone or piece of recycling.
- Make it no bigger than 15cm.

Please make sure the decoration has your name on it.



Task 2: This term we are learning about what it is like to live in Greece.

Research: Look at pictures of Greece's landscapes, like beaches, mountains, olive groves, and white-washed buildings.



Choose a Scene: Pick one landscape to draw or paint. It could be:

- A sunny beach
- A tall mountain
- An olive grove
- Traditional Greek buildings

Gather Materials: Use any art supplies you have at home:

- Watercolours, coloured pencils, or crayons
- Markers or pastels
- Collage materials (magazines, paper)

Create Your Artwork: Make your artwork.



Healthy Body, Healthy Mind 'Homework'

At Kea CP School, we very much value the importance of extra-curricular activities, outdoor pursuits and family fun. We would love to hear about any activities you get up to outside of school! Please feel free to share any certificates, photos or write-ups of your adventures! It might be something you achieve at a club, or a picture of a lovely day spent at the beach! Anything is welcome- it may be that we share this on our whole class or school Dojo (consents permitting)! **Please email to secretary@kea.cornwall.sch.uk with 'Year 3 healthy body, healthy mind' in the subject bar.**