



KEA COMMUNITY PRIMARY SCHOOL

A great place to learn and make friends

Year 5 homework Autumn 2

Level 1 Homework (must be completed and handed in by the due date)









Times Table Rockstars- 15 minutes per week (ideally 3 minutes a day, 5x a week).

Spelling Shed- 15 minutes per week (ideally 3 minutes a day, 5x a week).

Work on the spelling assignment you have been set (containing statutory spellings). When you reach 'Royal Bee', a Mastery Zone Button will appear. Children should then click and play on this it will automatically determine their spelling strengths and areas for improvement. Also, more games will appear for you to play!



This is menu of other fun ways to learn your spellings offline:

<p>1. ABC Order</p>  <p>Write all of your spelling words in alphabetical (ABC) order.</p>	<p>2. Word Parts</p> <p>Write your words. Then use a coloured pencil to divide the words into syllables. e.g. jumping caterpillar</p>	<p>3. Other Handed</p> <p>Write each word 5 times, switching the hand you write it with each time. Say the word as you spell it.</p>	<p>4. Vowel Spotlight</p> <p>Write your words using one colour for the vowels and another colour for the consonants. (vowels: a, e, i, o, u)</p>
<p>5. Use Technology</p> <p>Type out your spelling words on the computer. Try to use at least 4 different fonts.</p> 	<p>6. Pyramid Words</p> <p>s sp spe spel spell spelli spelling (or make them boat shaped, star, smiley face, etc.)</p>	<p>7. "Ransom" Words</p> <p>"Write" your words by cutting letters out of a newspaper or magazine and gluing the letters on a piece of paper to spell your words.</p> 	<p>8. Rainbow Words</p> <p>Write your spelling words with coloured pencils. Make each letter a different colour.</p> 
<p>9. Scrambled Words</p> <p>Write your words. Then write them again with the letters mixed up. Can you unscramble them again the next day? e.g. watch - cwhta</p>	<p>10. Silly Sentences</p> <p>Write 3 or more sentences that use all your spelling words.</p> 	<p>11. Prefixes and Suffixes</p> <p>Underline the prefixes and suffixes in the words you are learning. Make sure you know what they mean. e.g. <u>im</u>portant happi<u>ness</u></p>	<p>12. Word Search</p> <p>Create your own word search with your spellings. Show the answers to your puzzle in a different colour.</p> 
<p>13. Flashcards</p> <p>Make and practice with flashcards. Put the word on one side and definition (meaning) on the other.</p> 	<p>14. Picture & a Story</p> <p>Draw a picture defining each word. Write a sentence about your picture using the word.</p>	<p>15. Words without Vowels</p> <p>Write all of your words replacing vowels with a line. Go back and see if you can fill in the vowels. e.g. q--st--n = question</p>	<p>16. Train Words</p> <p>Write the entire list end-to-end as one long word. Write each new word in a different colour. e.g. trainbackstop</p>
<p>17. Write a Story, Poem or Song with Words</p> <p>Write a story using all your spelling words. Underline the words you used.</p>	<p>18. Bubble Letters</p> <p>Write your spelling words out in bubble writing.</p> 	<p>19. Words Within Words</p> <p>Write each spelling word and then write at least 2 words made from that word. e.g. catch - cat, hat</p>	<p>20. Picture words</p> <p>Draw a picture and hide your spelling words in the picture.</p>

Reading a book chosen from our class shelves- 5x a week (ideally for 5-10 minutes each time). In year 5, this can be reading quietly rather than aloud and listened to, however a combination of both is welcomed.

Please ensure that all reads are entered into reading records and these will be counted at the end of the week.

For Level 1 homework, the week runs from a Friday to Friday

Level 2 Homework (we would love you to have a go at completing this and share it with your class teacher)

Have a go at one of these homeworks each week and then submit the finished piece when ready:

Our science learning is about how humans age. Spend some time with an older family member and interview them about their lives. What was it like growing up? What has changed? What do they think the future will look like?

Learn about fronted adverbials and then test yourself by trying this quiz -



What score and time did you get?

Complete this assessment on prime numbers –



What score did you get?

Find out about an important Jewish festival such as Shabbat, Sukkot, Chanukah. Share your findings. For example, you could make a short video, a Powerpoint or a poster.

We want to develop and share an appreciation of music. Pick your favourite singer or band and research their careers – Include how they started, their biggest hits and any awards they've won. You choose how to present your findings.

Christmas is a time of giving and goodwill to all. Choose an act of kindness each day for a week and complete it at home or school. It could be something as small as complimenting someone or helping with the washing up; it could be something bigger like raising money for a charity. Keep a diary of what you chose to do and the impact it had.

Learn the following KIRFS (suggest 2 minutes a day 5x a week) There will be a KIRFS quiz set at the end of each half term for geography/history, science and PSHE.



- 1) Ancient Egyptians lived between 7500BC and 51BC.
- 2) Egypt is a hot country in North Africa with a long river called the Nile along which the Ancient Egyptians settled.
- 3) The Ancient Egyptians worshipped thousands of deities which were central to the way they lived their lives.
- 4) The Great Pyramids of Giza were built around 2500 BC.
- 5) At the same time as the Ancient Egyptians, Britain was living in the Bronze age.

- 1) An embryo is formed in a female and this grows into a foetus.
- 2) A foetus grows inside a human mother and after 40 weeks gestation a baby is born.
- 3) In adolescence, the teenage body changes in puberty to enable reproduction when you are an adult.
- 4) During puberty, our bodies undergo lots of changes and hormones may change how we feel.
- 5) Late adulthood is the last stage in the life cycle.

Level 3 Homework (we would love you to have a go at these ongoing projects, artwork or research tasks and bring them in when ready)

Piece 1 – Create a ‘Eco-friendly’ Christmas decoration for our Christmas Tree Decoration Ceremony on the 29th November. There are many ideas if you Google “eco-friendly Christmas craft ideas” or similar.

Try to:

- Avoid single use plastics e.g. glitter
- Upcycle something such as a clothes peg, fir cone or piece of recycling.
- Make it no bigger than 15cm.
- Ensure it has a secure handle.

Please make sure the decoration has your name on it.

Piece 2 – Create a model of an Egyptian pyramid and bring it in for us to display when it’s ready!

Piece 3 – Create an Egyptian pharaoh’s death mask and bring it in for us to display when it’s ready!

Healthy Body, Healthy Mind ‘Homework’

At Kea CP School, we very much value the importance of extra-curricular activities, outdoor pursuits and family fun. We would love to hear about any activities you get up to outside of school! Please feel free to share any certificates, photos or write-ups of your adventures! It might be something you achieve at a club, or a picture of a lovely day spent at the beach! Anything is welcome- it may be that we share this on our whole class or school Dojo (consents permitting)! **Please email to secretary@kea.cornwall.sch.uk with ‘Year 5 healthy body, healthy mind’ in the subject bar.**