



KEA COMMUNITY PRIMARY SCHOOL

A great place to learn and make friends

Year 5 homework Summer 2

Level 1 Homework (must be completed and handed in by the due date)

Times Table Rockstars- 15 minutes per week (ideally 3 minutes a day, 5x a week).










Spelling practice- 15 minutes per week (ideally 3 minutes a day, 5x a week).

Spellings:

Every child has a Spelling Bee account on Edshed, which they can use to play fun games and learn their personalised spelling list. If you do not have the login details in your child's reading record, please let us know.



This is menu of other fun ways to learn your spellings offline:

<p>1. ABC Order</p>  <p>Write all of your spelling words in alphabetical (ABC) order.</p>	<p>2. Word Parts</p> <p>Write your words. Then use a coloured pencil to divide the words into syllables. e.g. jumping caterpillar</p>	<p>3. Other Handed</p> <p>Write each word 5 times, switching the hand you write it with each time. Say the word as you spell it.</p>	<p>4. Vowel Spotlight</p> <p>Write your words using one colour for the vowels and another colour for the consonants. (vowels: a, e, i, o, u)</p>
<p>5. Use Technology</p> <p>Type out your spelling words on the computer. Try to use at least 4 different fonts.</p> 	<p>6. Pyramid Words</p> <p>s s p s p e s p e l s p e l l s p e l l i s p e l l i n s p e l l i n g (or make them boat shaped, star, smiley face, etc.)</p> 	<p>7."Ransom" Words</p> <p>"Write" your words by cutting letters out of a newspaper or magazine and gluing the letters on a piece of paper to spell your words.</p> 	<p>8. Rainbow Words</p> <p>Write your spelling words with coloured pencils. Make each letter a different colour.</p> 
<p>9. Scrambled Words</p> <p>Write your words. Then write them again with the letters mixed up. Can you unscramble them again the next day? e.g. watch - cwhat</p>	<p>10. Silly Sentences</p> <p>Write 3 or more sentences that use all your spelling words.</p> 	<p>11. Prefixes and Suffixes</p> <p>Underline the prefixes and suffixes in the words you are learning. Make sure you know what they mean. e.g. <u>im</u>portant happi<u>ness</u></p>	<p>12. Word Search</p> <p>Create your own word search with your spellings. Show the answers to your puzzle in a different colour.</p> 
<p>13. Flashcards</p> <p>Make and practice with flashcards. Put the word on one side and definition (meaning) on the other.</p> 	<p>14. Picture & a Story</p> <p>Draw a picture defining each word. Write a sentence about your picture using the word.</p>	<p>15. Words without Vowels</p> <p>Write all of your words replacing vowels with a line. Go back and see if you can fill in the vowels. e.g. q--st--n = question</p>	<p>16. Train Words</p> <p>Write the entire list end-to-end as one long word. Write each new word in a different colour. e.g. trainbackstop</p>
<p>17. Write a Story, Poem or Song with Words</p> <p>Write a story using all your spelling words. Underline the words you used.</p>	<p>18. Bubble Letters</p> <p>Write your spelling words out in bubble writing.</p> 	<p>19. Words Within Words</p> <p>Write each spelling word and then write at least 2 words made from that word. e.g. catch - cat, hat</p>	<p>20. Picture words</p> <p>Draw a picture and hide your spelling words in the picture.</p>

Reading a book chosen from our class shelves- 5x a week (ideally for 5-10 minutes each time). In year 5, this can be reading quietly rather than aloud and listened to, however a combination of both is welcomed.

Please ensure that all reads are entered into reading records and these will be counted at the end of the week.

For Level 1 homework, the week runs from a Friday to Friday

Level 2 Homework (we would love you to have a go at completing this and share it with your class teacher)

Have a go at one of these homeworks each week and then submit the finished piece when ready:

<p>We are going to learn about countries in South America. Research a famous city or location such as Rio De Janeiro or The Amazon and share your findings.</p>	<p>Read about relative clauses and have a go at the quiz: BBC Learning English - Course: intermediate / Unit 18 / Session 2 / Activity 1</p>	<p>Recap your learning on fractions, decimals and percentages with this quiz: Percentages, Decimals and Fractions - Match up (wordwall.net)</p>
<p>We will be learning about the sacrifices that Jesus made. What sacrifice could you make for this half-term? Suggestions include giving up time to help with chores you don't normally do, donating pocket money or unused toys to charity, or helping to pick litter in your park. Keep a diary of what you do and the impact on other people. (Remember to get help and permission from an adult!)</p>		
<p>We want to develop and share an appreciation of music. Pick your favourite singer or band and research their careers – Include how they started, their biggest hits and any awards they've won. You choose how to present your findings.</p>		
<p>Our new topic is about sports; have a go at a sport you've never tried and share your thoughts on it. Suggestions include toe wrestling, extreme ironing, canal jumping or egg racing. (Remember to get help and permission from an adult!)</p>		

Learn the following KIRFS (suggest 2 minutes a day 5x a week) There will be a KIRFS quiz set at the end of each half term.



1. The world is split into seven continents, they are Asia, Africa, North and South America, Antarctica, Europe and Australia.
2. France, Italy, Germany, and Spain are all countries in Europe. (FIGS)
3. Nordic countries are Finland, Iceland, Norway, Denmark and Sweden. (FINDS)
4. The USA and Canada are large countries in North America.
5. Brazil, Argentina, Peru, Venezuela and Chile are countries in South America.
6. The world is divided into 24 different time zones. Large countries can have many time zones.

Level 3 Homework (we would love you to have a go at these ongoing projects, artwork or research tasks and bring them in when ready)

Piece 1 – From September, our year group classes will have names!

One very special name, 'Parry', is already reserved for a class, but the rest are up to you! We would love you to pick an important or wonderful person who calls or called Cornwall 'home'. To enter your suggestion, you will need to do some research on that person and let us know why you think we should name one of our classes after them! Your research could take the form of a poster, an information text, a biography, a homemade Top Trump card, a painting- whatever you like! Try and include as much interesting information as you can. You are welcome to enter as many times as you like and choose a different person to research each time! We will be sharing wonderful work with the school community and then announcing the new class names based on your researched suggestions.

There are so many important people that lived or live in Cornwall. See if you can introduce us to someone we might not know. Perhaps some of you will research Richard Trevithick, the Cornish engineer who invented the steam locomotive? Or maybe the life of Joseph Emidy, an 18th century musician who spent parts of his life enslaved before going on to lead Truro Philharmonic Orchestra? Or how about Rick Rescorla, a former soldier from Hayle who sadly died whilst saving others during the events of 9/11 in America?

We can't wait to see who you suggest!

This task may require you to use the internet for research. Please only do this with an adult's support and remember to be SMART when online.

Piece 2 – Have you ever wanted to make your own website, create an app or design your own video game? We want you to get creative and draw your very own web page. First, choose something you're passionate about – for example an animal you love, a hobby you're into or a habitat you like. Next, plan out your web page design. What headings, images and facts will you use? Will you include videos, animations or lists? Fun games? The choice is yours. Sketch out your web page design on paper and then take a photo of it and upload it below.

[WIN A RASPBERRY PI 400 PERSONAL COMPUTER KIT - National Geographic Kids \(natgeokids.com\)](https://www.natgeokids.com/uk/win-a-raspberry-pi-400-personal-computer-kit/)

Healthy Body, Healthy Mind 'Homework'

At Kea CP School, we very much value the importance of extra-curricular activities, outdoor pursuits and family fun. We would love to hear about any activities you get up to outside of school! Please feel free to share any certificates, photos or write-ups of your adventures! It might be something you achieve at a club, or a picture of a lovely day spent at the beach! Anything is welcome- it may be that we share this on our whole class or school Dojo (consents permitting)! **Please email to secretary@kea.cornwall.sch.uk with 'Year 5 healthy body, healthy mind' in the subject bar.**