



**W I L D A N D
W O N D E R F U L
W E A T H E R**



Spring First Half Term Wild and Wonderful Weather

PERSONAL SOCIAL AND DEVELOPMENT

We will be learning about

- I can adapt my behaviour to a range of situations
- I can follow class expectations and values
- I know what good listening looks like
- Put on my coat, jumper and costumes independently
- Trying new activities
- Play with children who are playing the same activity
- Develop friendships
- To listen to the ideas of other children and agree on a solution and compromise
- Develop a positive relationship with all staff in Glover
- I can use play money in the shop to purchase items
- I know how to dress for different types of weather


Vocabulary: Ready Respectful
Make Amends Safe
Resolve Reflect

Key Texts:

Best Friends or not?

The Not So perfect penguin

Chinese New Year



How will we teach this?


Partner/group work

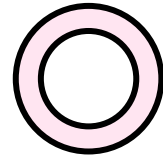

Continuous Provision

Adult directed activities

Outdoor play

Kea School Rules





COMMUNICATION AND LANGUAGE

Children to talk about:

- Winter weather
- Chinese New Year
- Understand how to be a good listener
- Listen to stories and retell them
- Join in with repeated phrases and actions
- Following instructions
- To begin to understand how and why questions.
- To respond to instructions with more than one step.
- To answer questions in front of the whole class.
- To use new vocabulary throughout the day



Makaton signs: Good morning, Good afternoon, play, share, Mum.

Vocabulary:

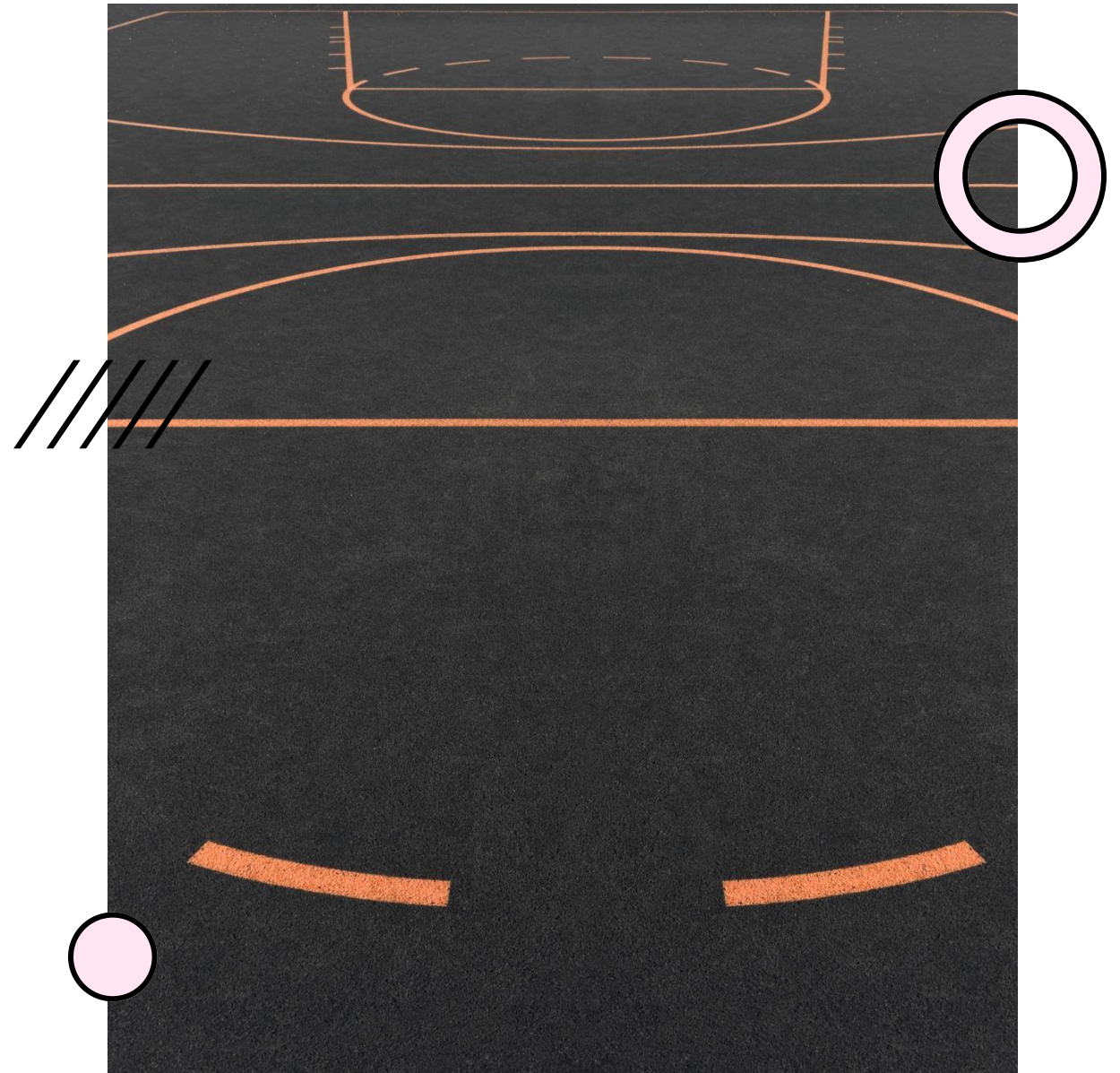
	Frosty	Misty
Adore	Communicate	Emperor
	Rescue	Zodiac

PHYSICAL DEVELOPMENT

We will be learning to.

- Develop fine motor control and hand-eye-co-ordination
- Show a preference for a dominant hand
- Develop muscle tone to put pencil pressure on paper
- Correct letter formation
- Develop strength, co-ordination and positional awareness
- Develop core strength, stability, balance and spatial awareness.
- Move, stop and be still
- Moving in different ways
- Following instructions to keep safe
- Using tools to cut food and make marks
- Cutting /threading/ manipulating
- Self - help skills washing hands/ hanging my coat up/putting on wellies

Vocabulary: Pincer grip Pinch and flick
space Freeze balance
team



READING

We will learn phonics to blend and read words through Read Write Inc, Talk Through Stories, Book Club and topic specific texts:

- Listen to stories
- Follow a story map
- Use pictures to tell a story
- Use new vocabulary
- To link set 1 sounds to letters
- Practise segmenting and blending sounds to read cvc words

Vocabulary: gobble slink grasp Ignore
leaking chomp fearsome destroy Embrace
splatter nibble Silent
astonished miniature swallow

Key Texts:



Penguin

Lost and Found

The Emperors Egg

Not Now Bernard

One Snowy Night



WRITING

- Use my dominant hand
- Build my muscles for writing
- Practise using a tripod grip
- Make different marks
- Give meaning to the marks I make
- Use rhyme to write letters
- Write my name
- Begin to match spoken word to written word
- Label
- Write cvc words

Vocabulary: Fred Fingers Tripod grip
Finger space full stop
spelling Sounds



M A T H E M A T I C S

White Rose Units: Growing 6,7,8/ Length, height and time / Building 9 and 10

- Find 6, 7, 8, 9 and 10
- Subitise 6,7,8,9 and 10
- Represent 6-10
- Compare 6-10
- Composition of 6,7,8,9 and 10
- 1 more / less
- Bonds to 10 (2 parts)
- Arrangements of 10
- Bonds to 10 (3 parts)
- Doubles
- Odd and Even
- Explore length and compare
- Explore height and compare
- Talk about time
- Order and sequence time

Vocabulary:

length	subitise	represent	more
height	less	wide	short
sequence	longest	time	longest
	order	shortest	altogether

Key Texts-

- Five Little Friends
- Pete the Cat and his Four Groovy Buttons
- Kipper's Birthday
- The Very Hungry Caterpillar
- Stella to Earth!
- Bear in a Square
- Square
- Shapes, Shapes, Shapes
- Night Monkey, Day Monkey
- The Fox in the Dark
- Zero is the Leaves on the Tree
- None the Number
- I Spy Numbers
- The Ugly Five
- Five Small Stars
- Room on the Broom
- Who Sank the Boat
- Balancing Act
- A Beach for Albert

UNDERSTANDING THE WORLD

We will be learning

- To know about and recognise the signs of winter
- To name different weather types
- To know that weather symbols
- Know the North pole is at the top of the world and the South pole is at the bottom
- Artic and Antarctica
- Name and talk about cold climate animals
- To talk about Inuit people
- To know some important processes and changes in the natural world including states of matter (freezing/melting)
- To know the 5 senses.
- To know some animals that migrate.
- To talk about Chinese New Year.

Vocabulary: icy freezing Inuit melt
North Pole South Pole climate
frozen Antarctica
Chinese New Year Artic Emperor Penguin
iceberg weather



EXPRESSIVE ART AND DESIGN

We will be learning to:

- To know which primary colours to mix to make certain secondary colours.
- To learn warm and cool colours
- To create a cold landscape painting
- To use clay to create an animal from a cold climate
- To make a kite to investigate the wind
- To explore different techniques for joining materials (Glue Stick, PVA, Masking Tape, Tape)
- To learn the properties of charcoal (Chinese Number writing).
- Role play real life experiences - going to a café
- Be imaginative and expressive using small world play

Vocabulary:

	Cold colours	shades
shape	clay	Mold
		landscape
	Role-play	silhouette





Our class book for this half term will be 'The Emperor Penguin.'



We will be learning the weather songs



We will be using our wonderful school grounds to explore the elements



We will be learning about Chinese New Year



Children will be able to talk about themselves



Our science investigation - States of matter – Freezing and melting



We will be making Ice Panels and icebergs

