

# Spelling Shed Guide

As a school we have joined Spelling Shed! From now on, the Level 1 spelling homework will consist of playing Spelling Shed for 15 minutes each week. Each child has been assigned a spelling stage which consists of statutory spellings.

Students have an Assignment Rank that represents their competence. The aim is to get to 'Royal Bee' for your list!



Visit: <https://www.edshed.com/en-gb/login/school>

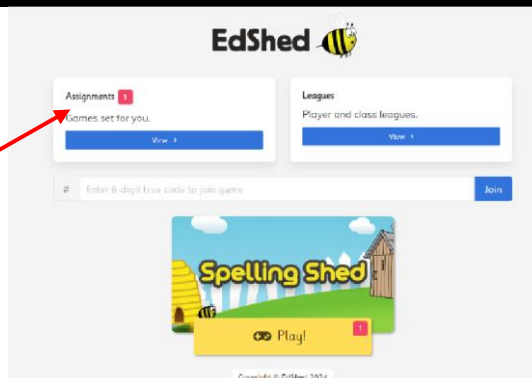
Click on 'School Username'

Enter your log-in details that your teacher has given you (or you can scan the QR code)

The pink notification boxes indicate how many assignments have been set by the teacher and on which game.

Click 'View' on the assignments section.

The assignment will focus on statutory words for each year group.



This screen shows the assignments that have been set by the teacher. The assignments link to games that include the words that need to be learnt or practiced. The icons or badges on the assignments show different achievement levels and are an incentive for the children to play more and aim for the top level.

Click 'Play'

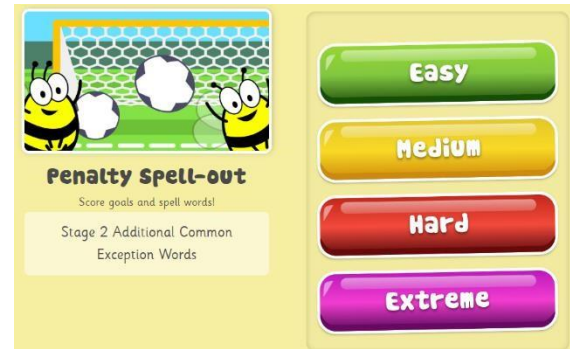
Task	Due	Progress	Status	
Common Exception Words Assignment <small>SPELLING Stage 2 Additional Common Exception Words</small>	31/07/2024 00:01	3	Larva	420 / 500 <a href="#">Play</a>

You can choose what games you play.



Four difficulty options will appear. Students can choose the level of difficulty they are comfortable with to practice the words.

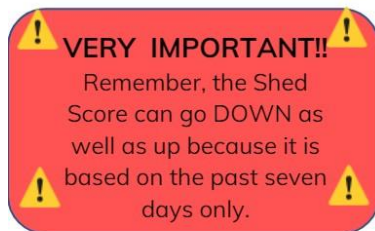
- Easy (1 pt)- The word is read aloud, you are shown the word, and you will only see the letters you need to spell it.
- Medium (2 pts) – The word is read aloud, and you will only have the letters you need.
- Hard (3 pts) – The word is read aloud, but you will have a few extra letters added.
- Extreme (4 pts)- The word is read aloud, and you have a full keyboard of letters.



The teacher will be able to see which levels the student chose for each game.

---

There are different scores on spelling shed



#### Shed Score

This is the main score used for leagues and is the total score from the past seven days. This may go down as well as up. It is rolling total which is calculated live, and the score is stored after each game play. For example, if you earned 30 million points on Wednesday, the following Tuesday those points would be included in the Shed Score but on Wednesday, those points are now more than seven days old, so they stop being included in the score.



#### Your highest score

This is the highest score you have earned from one game.



#### Your total score

This is your total score to date.



#### Honeypots

This is the currency within the game and can be used to buy accessories for your avatar.

---

### Optional

Hive games are a live, multiplayer version of the 'Spelling Bee' game. Each time a Hive is created, a code will be generated that needs to be shared to play. Students play the game together in real time. Hive games can be created by the teacher or by students.



Children can invite friends to play against each other by generating a code.

---

If you have any questions, please ask your child's teacher in the first instance.