



KEA COMMUNITY PRIMARY SCHOOL

A great place to learn and make friends

Year 3 homework Summer 1

Level 1 Homework (must be completed and handed in by the due date)









Times Table Rockstars- 15 minutes per week (ideally 3 minutes a day, 5x a week).

Spelling Shed- 15 minutes per week (ideally 3 minutes a day, 5x a week).

Work on the spelling assignment you have been set (containing statutory spellings). When you reach 'Royal Bee', a Mastery Zone Button will appear. Children should then click and play on this, it will automatically determine their spelling strengths and areas for improvement. Also, more games will appear for you to play!



This is a menu of other fun ways to learn your spellings offline:

1. ABC Order  Write all of your spelling words in alphabetical (ABC) order.	2. Word Parts Write your words. Then use a coloured pencil to divide the words into syllables. e.g. jumping caterpillar	3. Other Handed Write each word 5 times, switching the hand you write it with each time. Say the word as you spell it.	4. Vowel Spotlight Write your words using one colour for the vowels and another colour for the consonants. (vowels: a, e, i, o, u)
5. Use Technology Type out your spelling words on the computer. Try to use at least 4 different fonts. 	6. Pyramid Words s sp spe spel spell spelli spelling spelling (or make them boat shaped, star, smiley face, etc.)	7. "Ransom" Words "Write" your words by cutting letters out of a newspaper or magazine and gluing the letters on a piece of paper to spell your words. 	8. Rainbow Words Write your spelling words with coloured pencils. Make each letter a different colour. 
9. Scrambled Words Write your words. Then write them again with the letters mixed up. Can you unscramble them again the next day? e.g. watch - cwhata	10. Silly Sentences Write 3 or more sentences that use all your spelling words. 	11. Prefixes and Suffixes Underline the prefixes and suffixes in the words you are learning. Make sure you know what they mean. e.g. important happiness	12. Word Search Create your own word search with your spellings. Show the answers to your puzzle in a different colour. 
13. Flashcards Make and practice with flashcards. Put the word on one side and definition (meaning) on the other. 	14. Picture & a Story Draw a picture defining each word. Write a sentence about your picture using the word.	15. Words without Vowels Write all of your words replacing vowels with a line. Go back and see if you can fill in the vowels. e.g. q--st--n = question	16. Train Words Write the entire list end-to-end as one long word. Write each new word in a different colour. e.g. trainbackstop
17. Write a Story, Poem or Song with Words Write a story using all your spelling words. Underline the words you used.	18. Bubble Letters Write your spelling words out in bubble writing. 	19. Words Within Words Write each spelling word and then write at least 2 words made from that word. e.g. catch - cat, hat	20. Picture words Draw a picture and hide your spelling words in the picture.

Reading a book chosen from our class shelves- 5x a week (ideally for 5-10 minutes each time).

Please ensure that all reads are entered into reading records and these will be counted at the end of the week.

For Level 1 homework, the week runs from a Friday to Friday

Level 2 Homework (we would love you to have a go at completing this and share it with your class teacher)

Have a go at one of these homework's each week and then submit the finished piece when ready:

Shadow Explorers!

Find a torch or use sunlight.

Choose 3 different objects from around your home (e.g. a toy, a book, a glass).

Shine light on each object and observe:

1. Does it make a shadow?
2. What does the shadow look like?

Try the activities and quiz on BBC Bitesize to learn about money.

[Giving change - KS2 Maths - Year 3 - BBC Bitesize](#)

Holiday Money Fun!

You have **£5** to spend at a seaside shop.

Here are some example prices:

- Ice cream – £1.50
- Bucket and spade – £2.00
- Sunglasses – £2.50
- Souvenir postcard – £0.50

Choose 2 or 3 items to buy.

How much do they cost?

How much change will you get?

Then and now

Draw two pictures:

- One showing a Victorian seaside holiday.
- One showing a modern-day holiday in Cornwall.

Light Detective!

At home, find 3 different materials and shine a torch through them (e.g. plastic, paper, glass).

Write or draw what happens with the light.

Which material lets the most light through?

Label them: transparent, translucent, or opaque.

1950s Seaside Postcard

Imagine you're on holiday in Cornwall in the 1950s.

Write a short postcard to a friend.

Describe what you can see, what you're doing, and what the beach is like.

Learn the following KIRFS (suggest 2 minutes a day 5x a week) There will be a KIRFS quiz set at the end of each half term.



History:

1. The Victorian period covers the years that Queen Victoria was on the throne.
2. Queen Victoria's reign began in 1837 and ended with her death in 1901.
3. The Victorians went on seaside holidays.

Science:

1. Light is needed to see.
2. Dark is the absence of light.
3. Shadows are formed when light from the light source is blocked by a solid object

Level 3 Homework (we would love you to have a go at these ongoing projects, artwork or research tasks and bring them in when ready)

Holiday Time Travel Suitcase

Make a small model suitcase or draw one.

Inside, include items someone would pack for:

- A Victorian holiday
- A 1950s seaside trip or
- A modern Cornwall holiday



Label or write a sentence for each item (e.g. "stripy bathing suit – 1950s", "swimsuit and sunglasses – today").

You can use drawings, real objects, magazine cuttings, or printed pictures.

Healthy Body, Healthy Mind 'Homework'

At Kea CP School, we very much value the importance of extra-curricular activities, outdoor pursuits and family fun. We would love to hear about any activities you get up to outside of school! Please feel free to share any certificates, photos or write-ups of your adventures! It might be something you achieve at a club, or a picture of a lovely day spent at the beach! Anything is welcome- it may be that we share this on our whole class or school Dojo (consents permitting)! **Please email to secretary@kea.cornwall.sch.uk with 'Year 3 healthy body, healthy mind' in the subject bar.**