



**W I N T E R
F E S T I V A L S**



S P E R S O N A L
S O C I A L
D E V E L O P M E N T


We will be learning about

- I can adapt my behaviour to a range of situations
- I can follow class expectations and values
- I know what good listening looks like
- Put on my coat, jumper and costumes independently
- Trying new activities
- Play with children who are playing the same activity
- Develop friendships
- Develop a positive relationship with all staff in Glover
- How special times like Bonfire night/Birthdays/Christmas are celebrated
- How to keep safe
- Performing a Nativity

Vocabulary: Community rules
celebrate instructions personal space
respect


Key Texts:

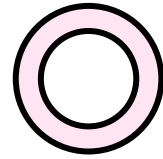

The Gunpowder Plot
Rama and Sita
The Nativity



How will we teach this?

Partner/group work
Continuous Provision
Adult directed activities
Outdoor play
Kea School Rules





COMMUNICATION AND LANGUAGE

Children to talk about:

- My family and how we celebrate
- Understand how to be a good listener
- Listen to stories and retell them
- Join in with repeated phrases and actions
- Following instructions
- To begin to understand how and why questions.
- To respond to instructions with more than one step.
- To answer questions in front of the whole class.
- To use new vocabulary throughout the day



Makaton signs: Good morning, Good afternoon, play, share, Mum.

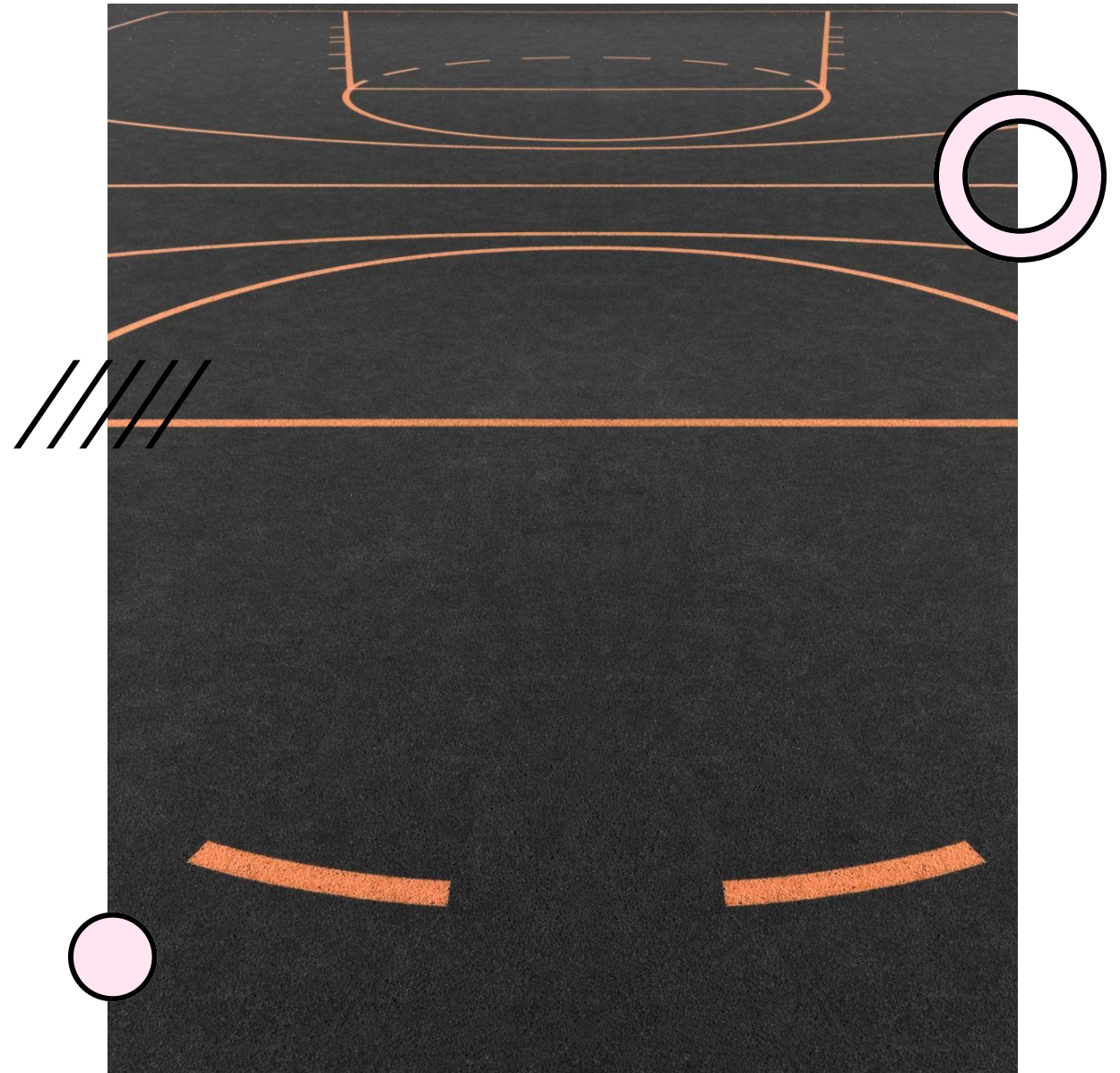
Vocabulary: Unique special
incredible celebrate compliment
differences

PHYSICAL DEVELOPMENT

We will be learning to.

- Develop fine motor control and hand-eye-co-ordination
- Show a preference for a dominant hand
- Develop muscle tone to put pencil pressure on paper
- Correct letter formation
- Develop strength, co-ordination and positional awareness
- Develop core strength, stability, balance and spatial awareness.
- Move, stop and be still
- Moving in different ways
- Following instructions to keep safe
- Using tools to cut food and make marks
- Cutting /threading/ manipulating
- Self - help skills washing hands/ hanging my coat up/putting on wellies

Vocabulary: muscles form
pressure
safe balance spatial



READING

We will learn phonics to blend and read words through Read Write Inc, Talk Through Stories, Book Club and topic specific texts:

- Listen to stories
- Follow a story map
- Use pictures to tell a story
- Use new vocabulary
- To link set 1 sounds to letters
- Practise segmenting and blending sounds to read cvc words

Vocabulary: treason plot battle Parliament
mighty chariot iridescent exhausted
kidnapped sign furious clamber remote hatch
expedition ancient suddenly stomp squishy
enormous hauling absolutely peculiar

Key Texts:

The Gunpowder Plot


Rama and Sita

Jesus Christmas Party

Penguin Post

The Christmas Pine

Mogs Christmas Calamity



WRITING

- Use my dominant hand
- Build my muscles for writing
- Practise using a tripod grip
- Make different marks
- Give meaning to the marks I make
- Use rhyme to write letters
- Write my name
- Begin to match spoken word to written word
- Label
- Write cvc words

Vocabulary: Fred Fingers Tripod grip
 spelling Sounds



M A T H E M A T I C S

White Rose Units: 1,2,3,4,5 / Shapes with 4 sides / Alive in Five /

Mass and Capacity

- Find 4 and 5
- Subitise 4 and 5
- Represent 4 and 5
- 1 more / less
- Composition of 4 and 5
- Composition of 1–5
- Identify and name shapes with 4 sides
- Combine shapes with 4 sides
- Shapes in the environment
- My day and night
- What is Zero
- Find 0 to 5
- Subitise 0 to 5
- Represent 0 to 5
- 1 more / 1 less
- Composition
- Conceptual subitising to 5
- Compare mass
- Find a balance
- Explore capacity
- Compare capacity

Vocabulary: find subitise represent more
less night sides day
lighter heavier zero counted
most least capacity altogether

Key Texts-



- Five Little Friends
- Pete the Cat and his Four Groovy Buttons
- Kipper's Birthday
- The Very Hungry Caterpillar
- Stella to Earth!
- Bear in a Square
- Square
- Shapes, Shapes, Shapes
- Night Monkey, Day Monkey
- The Fox in the Dark
- Zero is the Leaves on the Tree
- None the Number
- I Spy Numbers
- The Ugly Five
- Five Small Stars
- Room on the Broom
- Who Sank the Boat
- Balancing Act
- A Beach for Albert

UNDERSTANDING THE WORLD

We will be learning

- About a variety of winter festivals including how and why they are celebrated.
- To compare and contrast characters from stories, including figures of the past such as Guy Fawkes.
- Talk about significant events from own experiences.
- To recognise and describe special times or events for families or friends.
- To talk about how Hindus celebrate Diwali.
- To talk about the Christmas story and how it is celebrated.
- Why Christmas is special for Christians

Vocabulary: festival candle celebrate
Christmas Christian Nativity Hindu Diwali
history Bonfire Night past Church




EXPRESSIVE ART AND DESIGN

We will be learning to:

- Use colours for a particular purpose.
- Share creations.
- Explore different techniques for joining materials
- Know how to work safely and hygienically.
- Use non-statutory measures (spoons, cups)
- Perform in the Christmas play..
- Join in with whole school singing assemblies.
- Sing the melodic shape of familiar songs.
- Begin to build up a repertoire of songs.
- Sing entire songs.
- Use costumes and resources to act out narratives.

Vocabulary: pastels Creation
 Design Artist
Create Role-play Process





Our class book for this half term will be 'The Nativity.'



We will be learning the Christmas songs



We will have visitors from Kea Church.



We will have visitors from Kea Church to deliver a Christmas Workshop



Children will be able to talk about themselves



We will be celebrating our differences and uniqueness



We will be making biscuits



Our science investigation - Candle Investigation. What causes a candle to burn.

