



KEA COMMUNITY PRIMARY SCHOOL

A great place to learn and make friends

Year 5 homework Spring 1

Level 1 Homework (must be completed and handed in by the due date)









Times Table Rockstars- 15 minutes per week (ideally 3 minutes a day, 5x a week).

Spelling Shed- 15 minutes per week (ideally 3 minutes a day, 5x a week).

Work on the spelling assignment you have been set (containing statutory spellings). When you reach 'Royal Bee', a Mastery Zone Button will appear. Children should then click and play on this it will automatically determine their spelling strengths and areas for improvement. Also, more games will appear for you to play!



This is menu of other fun ways to learn your spellings offline:

<p>1. ABC Order</p>  <p>Write all of your spelling words on the computer. Type out your spelling words in alphabetical (ABC) order.</p>	<p>2. Word Parts</p> <p>Write your words. Then use a coloured pencil to divide the words into syllables. e.g. jumping caterpillar</p>	<p>3. Other Handed</p> <p>Write each word 5 times, switching the hand you write it with each time. Say the word as you spell it.</p>	<p>4. Vowel Spotlight</p> <p>Write your words using one colour for the vowels and another colour for the consonants. (vowels: a, e, i, o, u)</p>
<p>5. Use Technology</p> <p>Type out your spelling words on the computer. Try to use at least 4 different fonts.</p> 	<p>6. Pyramid Words</p> <p>s sp spe spel spell spelli spelling spelling (or make them boat shaped, star, smiley face, etc.)</p>	<p>7. "Ransom" Words</p> <p>"Write" your words by cutting letters out of a newspaper or magazine and gluing the letters on a piece of paper to spell your words.</p> 	<p>8. Rainbow Words</p> <p>Write your spelling words with coloured pencils. Make each letter a different colour.</p> 
<p>9. Scrambled Words</p> <p>Write your words. Then write them again with the letters mixed up. Can you unscramble them again the next day? e.g. watch - cwhta</p>	<p>10. Silly Sentences</p> <p>Write 3 or more sentences that use all your spelling words.</p> 	<p>11. Prefixes and Suffixes</p> <p>Underline the prefixes and suffixes in the words you are learning. Make sure you know what they mean. e.g. <u>im</u>portant happi<u>ness</u></p>	<p>12. Word Search</p> <p>Create your own word search with your spellings. Show the answers to your puzzle in a different colour.</p> 
<p>13. Flashcards</p> <p>Make and practice with flashcards. Put the word on one side and definition (meaning) on the other.</p> 	<p>14. Picture & a Story</p> <p>Draw a picture defining each word. Write a sentence about your picture using the word.</p>	<p>15. Words without Vowels</p> <p>Write all of your words replacing vowels with a line. Go back and see if you can fill in the vowels. e.g. q-<u> </u>-st-<u> </u>-n = question</p>	<p>16. Train Words</p> <p>Write the entire list end-to-end as one long word. Write each new word in a different colour. e.g. trainbackstop</p>
<p>17. Write a Story, Poem or Song with Words</p> <p>Write a story using all your spelling words. Underline the words you used.</p>	<p>18. Bubble Letters</p> <p>Write your spelling words out in bubble writing.</p> 	<p>19. Words Within Words</p> <p>Write each spelling word and then write at least 2 words made from that word. e.g. catch - cat, hat</p>	<p>20. Picture words</p> <p>Draw a picture and hide your spelling words in the picture.</p>




Reading a book chosen from our class shelves- 5x a week (ideally for 5-10 minutes each time). In year 5, this can be reading quietly rather than aloud and listened to, however a combination of both is welcomed.

Please ensure that all reads are entered into reading records and these will be counted at the end of the week.

For Level 1 homework, the week runs from a Friday to Friday

Level 2 Homework (we would love you to have a go at completing this and share it with your class teacher)

Have a go at one of these homeworks each week and then submit the finished piece when ready:

<p>Our science learning is about materials. Research a scientific discovery that involved a new material. Examples include Teflon, carbon fibre or tarmac. You decide how to present your findings.</p>	<p>Learn about parenthesis and then test yourself by trying this quiz -</p> <div style="text-align: center;">  </div> <p style="text-align: center;">What score did you get?</p>	<p>Complete this assessment on equivalent fractions –</p> <div style="text-align: center;">  </div> <p style="text-align: center;">What score did you get?</p>
<p>Find out about a relative or person who was involved in World War II. Share your findings. For example, you could write a biography, make a short video, a PowerPoint or a poster.</p>		
<p>We want to develop and share an appreciation of music. Pick your favourite singer or band and research their careers – Include how they started, their biggest hits and any awards they've won. You choose how to present your findings.</p>		
<p>As we start a new year, many people set a resolution for something they would like to improve at.</p> <p>What goals will you set yourself for 2025? Keep a diary of what you are doing to achieve your goals and then share it with us before half-term finishes.</p>		
<p>Learn the following KIRFS (suggest 2 minutes a day 5x a week) There will be a KIRFS quiz set at the end of each half term for geography/history, science and PSHE.</p> <div style="text-align: right;">  </div> <ol style="list-style-type: none"> 1) Britain declared war on Germany on 3 September 1939. 2) The war ended in 1945. Germany surrendered in May and their ally, Japan, surrendered in September. 3) The war involved the world's major powers, including Britain, France, Russia, the USA, China and Japan. 4) Britain, France, Russia and the USA were known as the Allies, Germany, Italy and Japan were known as the Axis powers. 5) Key events in the war were the Dunkirk evacuation, the attack on Pearl Harbour, the Battle of Britain and the D-Day landings. <ol style="list-style-type: none"> 1) Different materials are selected because of their properties, the way they act and can be used. 2) A magnetic material will be attracted to a magnet, while non-magnetic materials will show no response. 3) Materials can be separated in different ways; sieving is used for two solids. 4) Materials can be separated in different ways; filtering is used for a solid and a liquid. 5) Solids can be dissolved into liquids and recovered using evaporation. <ol style="list-style-type: none"> 1) I dial 999 for emergency help. 2) Childline telephone is 0800 1111. 3) The SMART acronym for internet safety means SAFE, MEETING, ACCEPTING, RELIABLE, TELL. 4) The cognitive triangle links thoughts, feelings and behaviours. 5) A growth mindset helps to reframe challenges into positive opportunities to develop 		

Level 3 Homework (we would love you to have a go at these ongoing projects, artwork or research tasks and bring them in when ready)

Piece 1 – Code-breaking was a vital part of the war effort in WW2 and allowed the Allies to make significant gains against Nazi Germany. Learn about Morse code and try sending some messages to a friend or family member. Can you create your own code and send us a message, along with the cypher to break it?!

Piece 2 – Research and then make a model of a WW2 shelter. Why were they so important? What basics were considered essential and what didn't they have that we consider essential now?

Piece 3 – Create a menu using ingredients only available during rationing. What do your guests think of it when they try it?

Healthy Body, Healthy Mind 'Homework'

At Kea CP School, we very much value the importance of extra-curricular activities, outdoor pursuits and family fun. We would love to hear about any activities you get up to outside of school! Please feel free to share any certificates, photos or write-ups of your adventures! It might be something you achieve at a club, or a picture of a lovely day spent at the beach! Anything is welcome- it may be that we share this on our whole class or school Dojo (consents permitting)! **Please email to secretary@kea.cornwall.sch.uk with 'Year 5 healthy body, healthy mind' in the subject bar.**