



W H A T M A K E S M E
M A R V E L L O U S ?
A U T U M N 1



READING

In our specific RWI groups we will continue develop our word reading by :

- Applying our phonic knowledge taught so far working towards reading fluently (quickly and accurately).
- Reading words containing common suffixes
- Reading common exception words.
- Re-reading books closely matched to our phonics level

Also, we will:

- Develop our pleasure in reading through recommendation in book club

Vocabulary: phonic sounds predict

Fred talk vocabulary




W R I T I N G

The text type we are learning about this half term are:

- Narrative

We will be reading:

- The Rainbow Fish by Marcus Pfister





Our grammar focus will be: Ready to write and punctuating sentences.

- learning to leave finger spaces between words
- capital letters at the beginning of a sentence
- full stops at the end of a sentence

Vocabulary: sentences

story

structure



MATHS

We will be continuing working through our maths units, focusing on fluency skills and then developing our reasoning and problem solving.

- Place Value within 10
- Addition and Subtraction within 10


Vocabulary:

Subtract

1 less

1 more

Add



SCIENCE

We will be learning about : What makes us a mammal?

- I can explain using comparison why humans are mammals.
- I can identify, name, draw and label the basic parts of the human body.
- I can identify the five senses and say which part of the body is associated with each sense.
- I can use my taste senses to identify ingredients.
- I can use my hearing sense to identify known sounds.



1. A herbivore only eats plants.
2. A carnivore only eats meats.

Vocabulary:


sight

taste

smell

touch

hearing



HISTORY

We will be learning about the past and the present

- I can talk about my past, present and future.
- I can make a timeline of my personal history.
- I can talk about when my parents and grandparents were born.
- I can explain how my childhood was similar and different to that of my parents.
- I can explain how my childhood was similar and different to my grandparents




1. The past is something that has happened
2. The future is something that will happen.

Vocabulary:

past

present

old



COMPUTING

We will be learning about technology around us:


- To Identify examples of technology around us and how it helps us.
- To identify a computer and its main parts.
- To use a mouse in different ways.
- To use a keyboard to type on the computer.
- To use the keyboard to edit text.
- To create rules for using technology responsibly.

Vocabulary:

technology

mouse

safe



P . S . H . E

We will be learning about how to successfully work within a team.

- I can talk about the teams I belong to.
- I can be a good listener.
- I can explain how to be kind and why it is important.
- I can talk about unkind behaviour like teasing and bullying.
- I can explain how to be a positive learner.
- I can identify good and not so good choices.





1. I am special because....

Vocabulary:

kind

team

good listener




ART O R D . T .

We are learning about how to draw a self portrait in the style of Julian Opie:

- What a self-portrait is
- Julian's Opie's style of art and how it was created
- What key vocabulary like horizontal, vertical, straight, short, long, wavy, zigzag and dot means
- A range of famous portrait artists
- How to assess a piece of artwork

Vocabulary: vertical straight
 wavy horizontal



P . E .

We will be learning about:

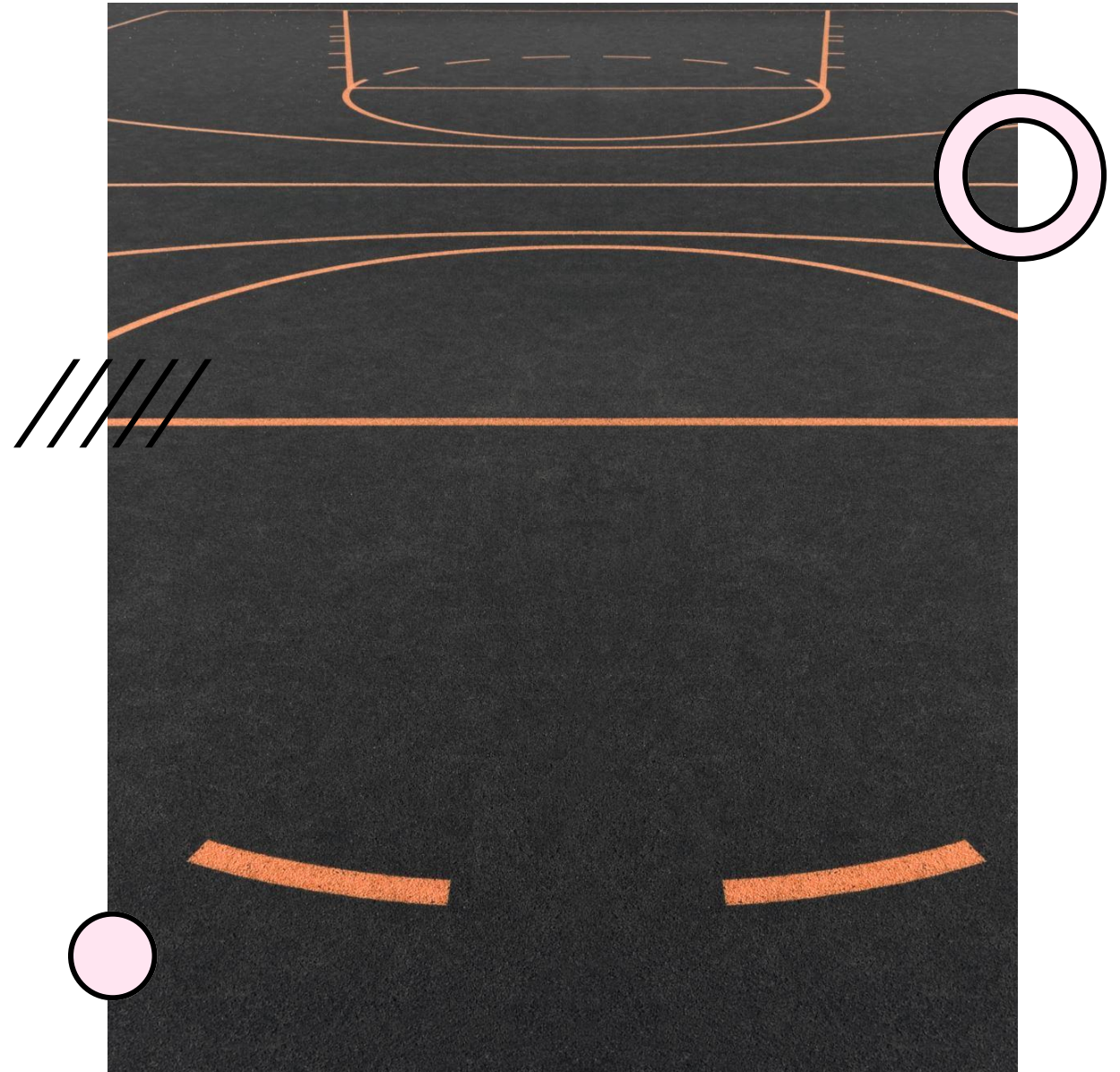
Football:


Children will develop basic ball control, experiment with different types of sending and receiving, and show some success when aiming at a target.

Handball:

Children should improve their ability to move fluently changing speed and direction. They should continue to develop key fundamental movement skills, both with and without a ball, moving in a safe way.

Vocabulary: teamwork control
 shooting





MUSIC

In our music lesson we will be learning two songs: the Menu song and Colonel Hathi's March.

- Participate in creating a dramatic group performance using kitchen-themed props.
- Sing a cumulative song from memory, remembering the order of the verses.
- Play classroom instruments on the beat.
- Copy a leader in a call-and-response song, show the shape of the pitch moving with actions,
- and sing using mi-re-do.
- Listen and move in time to the song



1. The beat is the steady pulse in the music.

Vocabulary:

pitch

beat

unison



Our storytime book is going to be ‘The Rainbow Fish’



Our focus music will link to relaxing music based upon the menu song.



We will be learning about different faiths and what it means to belong in a faith community.

