



KEA COMMUNITY PRIMARY SCHOOL

A great place to learn and make friends

Year 5 homework Autumn 1

Level 1 Homework (must be completed and handed in by the due date)









Times Table Rockstars- 15 minutes per week (ideally 3 minutes a day, 5x a week).

Spelling Shed- 15 minutes per week (ideally 3 minutes a day, 5x a week).

Work on the spelling assignment you have been set (containing statutory spellings). When you reach 'Royal Bee', a Mastery Zone Button will appear. Children should then click and play on this it will automatically determine their spelling strengths and areas for improvement. Also, more games will appear for you to play!



This is menu of other fun ways to learn your spellings offline:

<p>1. ABC Order</p>  <p>Write all of your spelling words in alphabetical (ABC) order.</p>	<p>2. Word Parts</p> <p>Write your words. Then use a coloured pencil to divide the words into syllables. e.g. jumping caterpillar</p>	<p>3. Other Handed</p> <p>Write each word 5 times, switching the hand you write it with each time. Say the word as you spell it.</p>	<p>4. Vowel Spotlight</p> <p>Write your words using one colour for the vowels and another colour for the consonants. (vowels: a, e, i, o, u)</p>
<p>5. Use Technology</p> <p>Type out your spelling words on the computer. Try to use at least 4 different fonts.</p> 	<p>6. Pyramid Words</p> <p>s sp spe spel spell spelli spelling spelling spelling spelling</p> <p>(or make them boat shaped, star, smiley face, etc.)</p>	<p>7. "Ransom" Words</p> <p>"Write" your words by cutting letters out of a newspaper or magazine and gluing the letters on a piece of paper to spell your words.</p> 	<p>8. Rainbow Words</p> <p>Write your spelling words with coloured pencils. Make each letter a different colour.</p> 
<p>9. Scrambled Words</p> <p>Write your words. Then write them again with the letters mixed up. Can you unscramble them again the next day? e.g. watch - cwhta</p>	<p>10. Silly Sentences</p> <p>Write 3 or more sentences that use all your spelling words.</p> 	<p>11. Prefixes and Suffixes</p> <p>Underline the prefixes and suffixes in the words you are learning. Make sure you know what they mean. e.g. <u>im</u>portant happi<u>ness</u></p>	<p>12. Word Search</p> <p>Create your own word search with your spellings. Show the answers to your puzzle in a different colour.</p> 
<p>13. Flashcards</p> <p>Make and practice with flashcards. Put the word on one side and definition (meaning) on the other.</p> 	<p>14. Picture & a Story</p> <p>Draw a picture defining each word. Write a sentence about your picture using the word.</p>	<p>15. Words without Vowels</p> <p>Write all of your words replacing vowels with a line. Go back and see if you can fill in the vowels. e.g. q--st--n = question</p>	<p>16. Train Words</p> <p>Write the entire list end-to-end as one long word. Write each new word in a different colour. e.g. trainbackstop</p>
<p>17. Write a Story, Poem or Song with Words</p> <p>Write a story using all your spelling words. Underline the words you used.</p>	<p>18. Bubble Letters</p> <p>Write your spelling words out in bubble writing.</p> 	<p>19. Words Within Words</p> <p>Write each spelling word and then write at least 2 words made from that word. e.g. catch - cat, hat</p>	<p>20. Picture words</p> <p>Draw a picture and hide your spelling words in the picture.</p>

Reading a book chosen from our class shelves- 5x a week (ideally for 5-10 minutes each time). In year 5, this can be reading quietly rather than aloud and listened to, however a combination of both is welcomed.

Please ensure that all reads are entered into reading records and these will be counted at the end of the week.

For Level 1 homework, the week runs from a Friday to Friday

Level 2 Homework (we would love you to have a go at completing this and share it with your class teacher)

Have a go at one of these homeworks each week and then submit the finished piece when ready:


<p>Revisit your previous learning on materials. What materials do you have in your house? Can you group different materials by their properties? (Hard, soft, waterproof/non-waterproof etc) You decide how to present the findings</p>	<p>Recap expanded noun phrases by trying this quiz - expanded noun phrases - Find the match (wordwall.net)</p> <p>What score and time did you get?</p>	<p>Complete this assessment on place value - Year 4 - Numbers and Place Value - Assessment 1 - PiAcademy Tutors</p> <p>Get an adult to mark it for you and submit your score.</p>
---	--	---

Find out about the history of Truro Cathedral and share your findings however you wish. For example, you could make a short video, a Powerpoint or a poster.

We want to develop and share an appreciation of music. Pick your favourite singer or band and research their careers – Include how they started, their biggest hits and any awards they've won. You choose how to present your findings.

Keep a weather diary for two weeks. What is the weather like each day? What is the temperature each day? Keep a record and then share it.

Learn the following KIRFS (suggest 2 minutes a day 5x a week) There will be a KIRFS quiz set at the end of each half term.



1. Weather is the daily state of the atmosphere, or air, in any given place.
2. Climate is the average of weather conditions in an area over a long period.
3. The main world climate zones are polar, temperate, arid, tropical Mediterranean and mountains.
4. This climate changes naturally, but this process has been vastly accelerated by human activity such as transport, energy production, food production and heating.
5. The 5 main effects of climate change are: frequent and intense drought, storms, heatwaves, rising sea levels, melting glaciers and warming oceans.

Level 3 Homework (we would love you to have a go at these ongoing projects, artwork or research tasks and bring them in when ready)

Piece 1 – Feeling creative? Have a go at writing a story in 500 words or less and enter it into the BBC's competition [500 Words - BBC Teach](#)

Entries are marked for their creativity, not spelling and grammar!

Entries can be submitted from Tuesday 24th September until Friday 8th November but remember to send us a copy as well!

Piece 2 – 2025 marks a significant milestone in railway history: the 200th anniversary of the Stockton and Darlington Railway, the world's first passenger railway service. You can creatively respond to celebrate two hundred years of passenger rail travel, past, present and future. Capture moments of the UK railway in its broadest sense, and this may include, but is not limited to: Architecture and structures, Tracks and routes, Signalling and signage, Railway and carriage design, Travel experiences, Railway landscapes, Heritage and nostalgia, Innovation and ingenuity.

Remember to always be safe near trains and railways, ensuring you have an adult with you and you are in public areas only.

Entries must be submitted by 31st January 2025 to [Young Railway Photographer Of The Year Competition](#)

Healthy Body, Healthy Mind 'Homework'

At Kea CP School, we very much value the importance of extra-curricular activities, outdoor pursuits and family fun. We would love to hear about any activities you get up to outside of school! Please feel free to share any certificates, photos or write-ups of your adventures! It might be something you achieve at a club, or a picture of a lovely day spent at the beach! Anything is welcome- it may be that we share this on our whole class or school Dojo (consents permitting)! **Please email to secretary@kea.cornwall.sch.uk with 'Year 5 healthy body, healthy mind' in the subject bar.**