



I N C R E D I B L E M E
I N C R E D I B L E Y O U



PERSONAL
SOCIAL AND
DEVELOPMENT

We will be learning about ourselves

- What makes me unique
- Everyone is different and special
- Feelings that I experience
- How others show feelings
- My classroom
- Learning new names
- Making friends and listening to others
- Rules and routines
- Selecting resources I like and tidying up
- Asking for help and trying new things



1. Everyone has feelings and that they can change.



Vocabulary: Feeling rules
incredible routines
Calm Regulate

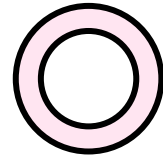

Key Texts:

The Feelings Hotel
The Colour Monster
Incredible me
What makes me a me
Topsy and Tim start school

How will we teach this?

Partner/group work
Continuous Provision
Adult directed activities
Outdoor play
Introduce the Kea School Rules





COMMUNICATION AND LANGUAGE

Children to talk about:

- Myself and experiences
- My family
- Listen to others
- Listen to stories
- New words and using them in my play
- Following instructions



1. I can talk about me

Makaton signs: Hello, Thank you, Sit down, Drink, Home

Vocabulary: Unique special
 incredible celebrate compliment
 differences

READING

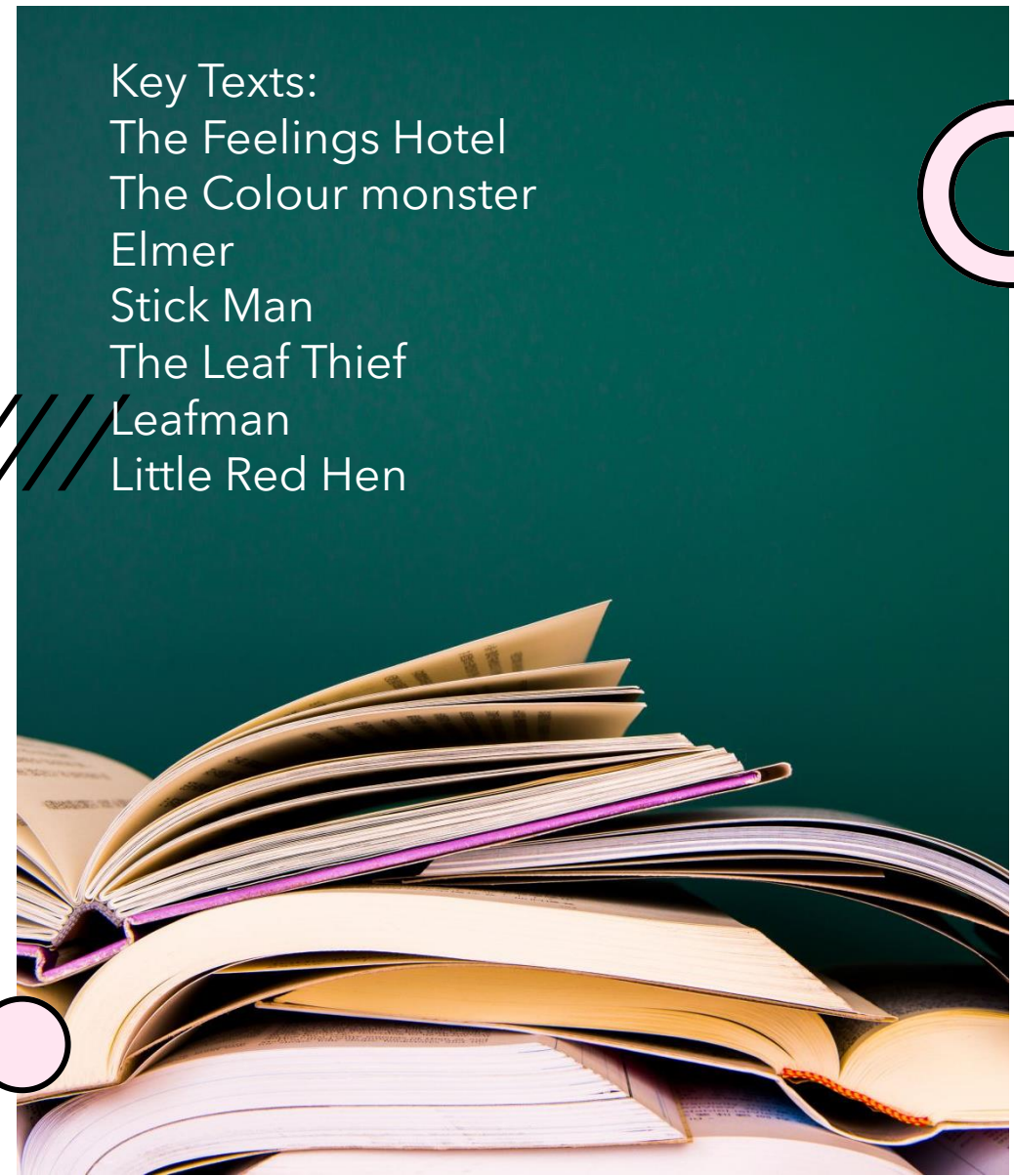

We will start learning phonics and begin to blend and read basic words through Read Write Inc, Talk Through Stories, Book Club and topic specific texts:

- Listen to stories
- Follow a story map
- Use pictures to tell a story
- Use new vocabulary
- Learn set 1 phonemes
- Practise segmenting and blending sounds to read simple cvc words

Vocabulary: Phonics Characters
Fred Talk Green Words
Red Words

Key Texts:

The Feelings Hotel
The Colour monster
Elmer
Stick Man
The Leaf Thief
Leafman
Little Red Hen



WRITING

- Use my dominant hand
- Build my muscles for writing
- Practise using a tripod grip
- Make different marks
- Give meaning to the marks I make
- Use rhyme to write letters
- Write my name
- Label

Vocabulary: Fred Fingers Tripod grip
marks Sounds



M A T H E M A T I C S

White Rose Units: Match sort and compare/

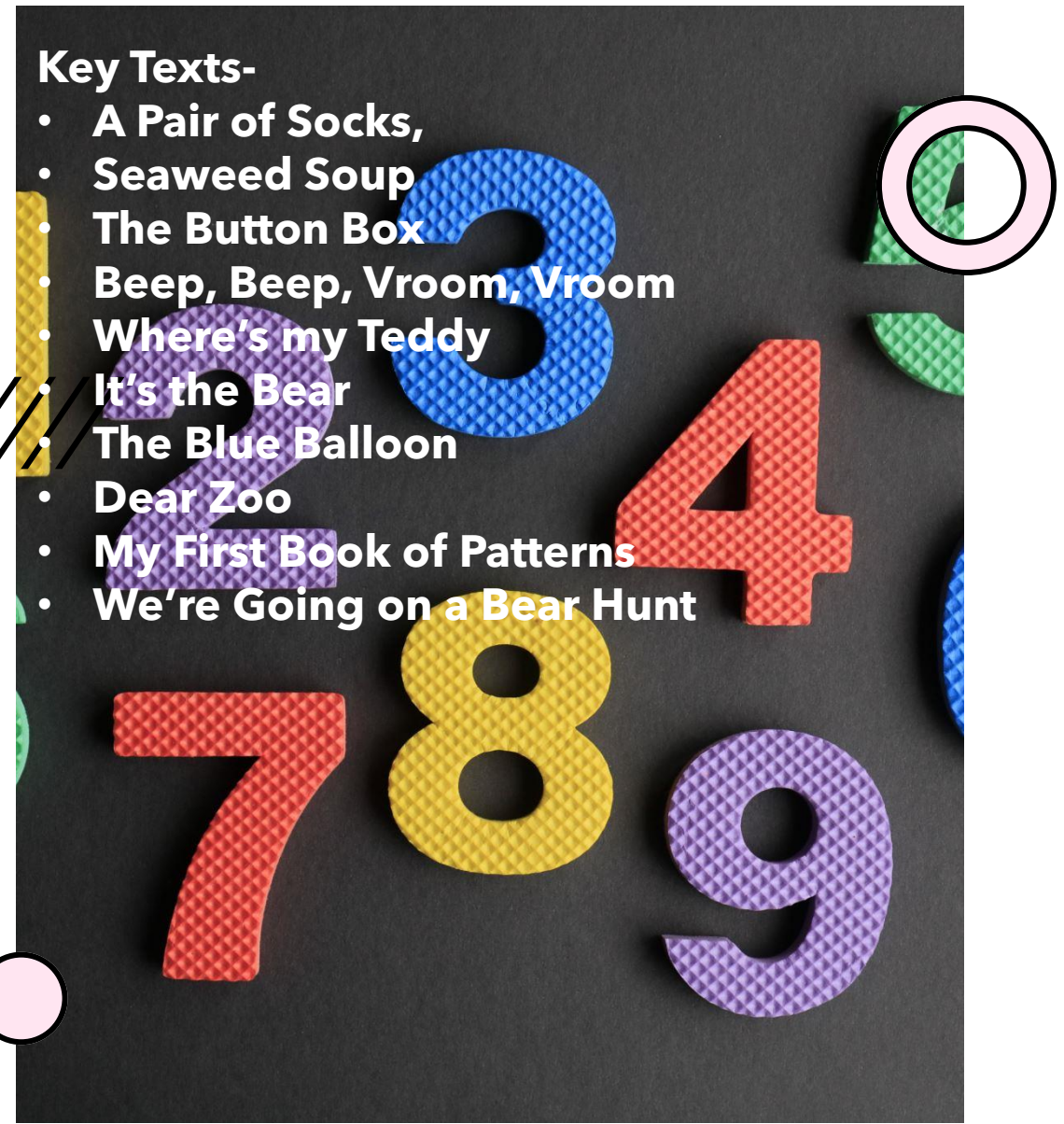
Talk about measure and pattern

- Match objects
- Match pictures and objects
- Identify a set
- Sort objects to a type
- Explore sorting techniques
- Create sorting rules
- Compare amounts
- Compare size
- Compare mass
- Compare capacity
- Explore simple patterns
- Copy and continue simple patterns
- Create a pattern

Vocabulary: rule bigger sort smaller size
match different shape
capacity amount object pattern set
shorter less same longer more

Key Texts-

- **A Pair of Socks,**
- **Seaweed Soup**
- **The Button Box**
- **Beep, Beep, Vroom, Vroom**
- **Where's my Teddy**
- **It's the Bear**
- **The Blue Balloon**
- **Dear Zoo**
- **My First Book of Patterns**
- **We're Going on a Bear Hunt**





UNDERSTANDING THE WORLD

We will be learning about life cycles of humans, frogs and butterflies. We will learn about the Easter Story

- Talk about me, what I like about myself and what I like to do
- Name parts of the body
- Show an interest in others
- Recognise that people are different
- Notice changes in the world around me
- Investigate Autumn using my senses
- To ask questions

Vocabulary: heel ankle elbow
Autumn knead senses
Harvest hibernate migrate



EXPRESSIVE ART AND DESIGN

We will be learning to:

- Create representations of people and objects.
- Create Autumn artwork using mixed natural media
- Investigate Autumn colours using, coloured dyes, paints, pastels and tissue paper.
- Learn new songs – Autumn Leaves, Combine Harvester, Five Fat Peas
- Use junk modelling to create
- Role-Play using small world and areas in the classroom
- Use self selected construction to experiment and follow own lines of enquiry.

Vocabulary: pastels Creation
 Design Artist
Create Role-play Process





Our class book for this half term will be 'The Little Red Hen'.



We will be learning the song 'Big Red Combine Harvester' 'Autumn Leaves'



We will have visitors from Kea Church.



We will be exploring the different areas of the school grounds, getting familiar with the new environment..



Children will be able to talk about themselves



We will be celebrating our differences and uniqueness



We will be making bread



Our science investigation -
Autumn - Germinating Acorns
Making bread and discussing the physical changes
Pumpkins

