



KEA COMMUNITY PRIMARY SCHOOL

A great place to learn and make friends

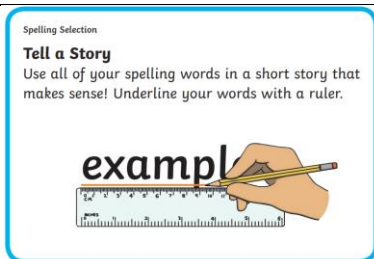
Year 2 homework 23rd February

Level 1 Homework (must be completed and handed in by the due date)

Numbots 15 minutes per week (ideally 3 minutes a day, 5x a week).

Spelling practice- 15 minutes per week (ideally 3 minutes a day, 5x a week). Please practise either list 1&2, or, list 2&3.

You can choose how you practise your spellings, but I would like to see spelling work in your homework book. This could be Look, say, cover, write and check, writing the words out a few times or even you can have a go at the fun spelling activity of the week!

List 1	List 2 Y2 words	List 3	Fun spelling activity of the week!
tonsil usual petal jewel angle	Mrs old only	candle handle middle rectangle signal	

(The whole list of Y2 words is in the back of your reading record if you want to practise more).

Reading - 5x a week (ideally for 5-10 minutes each time).

Please ensure that all reads are entered into reading records and initialled by an adult, as these will be counted on a Thursday.

For Level 1 homework, the week runs from a Friday to Wednesday.

Level 2 Homework (we would love you to have a go at completing this and share it with your class teacher)

Everyone has been given a maths sheet linked to an area of maths that we have been studying this week. I hope that you enjoy your maths themed colouring!

Learn the following KIRFS (suggest 2 minutes a day 5x a week) There will be a KIRFS quiz set at the end of each half term.



Humanities

1. I know that I live in the country Cornwall in the United Kingdom.
2. The seas which surround the UK are the North Sea, North Atlantic Ocean, Irish Sea and English Channel.

Science

1. Plants need light, air and water to grow.
2. Seed dispersal is when wind or animals move a seed away from the parent plant.

PSHE

1. I dial 999 for emergency help.
2. Childline telephone is 0800 1111

RE

1. Holy Week is the week leading up to Easter.
2. The Easter story is very important to Christians as it reminds them of Jesus' death and celebrates his resurrection.

For level 2 homework, the week runs from a Friday to a Wednesday.


Level 3 Homework (we would love you to have a go at these ongoing projects, artwork or research tasks and bring them in when ready)

Our topic this half term is 'Marvellous Maps' and this half term I would like Y2 to get out and about with their friends and families and put their map reading skills to the test!

1. Visit <http://www.gps-routes.co.uk/routes/home.nsf/county-walks/cornwall>

2. Choose and click on a route, there are so many to choose from! Long and short!

Falmouth



5 miles (8 km)

A coastal walk around the Cornish town of Falmouth visiting Pendennis Point, Pendennis Castle and the pretty Swanpool lake nature reserve. Starting at the pier the walk follows the [South West Coast Path](#) past the quays and docks to Pendennis Castle. The artillery fort was constructed by Henry VIII between 1540 and 1542. It is run by English Heritage so you can explore the battlements, war rooms, barracks and cells with exhibitions detailing the history of the castle. It's in a fantastic position, commanding fine views across Falmouth Bay to the [Roseland Peninsula](#). After leaving the castle the footpath rounds Pendennis Point and heads west to Swanpool, passing two nice beaches on the way. The small saline lagoon is great for wildlife watching with Little grebe, Tufted Duck and Moorhen to look out for. It's a really lovely spot with the lake separated from the sea by the pretty Swanpool beach. The site also includes and outdoor cafe, crazy golf course, water-sports and kayak hire. [View Full Details>>](#)

3. Click 'Ordnance Survey Map' for your chosen route.

A coastal walk around the Cornish town of Falmouth visiting Pendennis Point, Pendennis Castle and the pretty Swanpool lake nature reserve. Starting at the pier the walk follows the South West Coast Path past the quays and docks to Pendennis Castle. The artillery fort was constructed by Henry VIII between 1540 and 1542. It is run by English Heritage so you can explore the battlements, war rooms, barracks and cells with exhibitions detailing the history of the castle. It's in a fantastic position, commanding fine views across Falmouth Bay to the Roseland Peninsula.

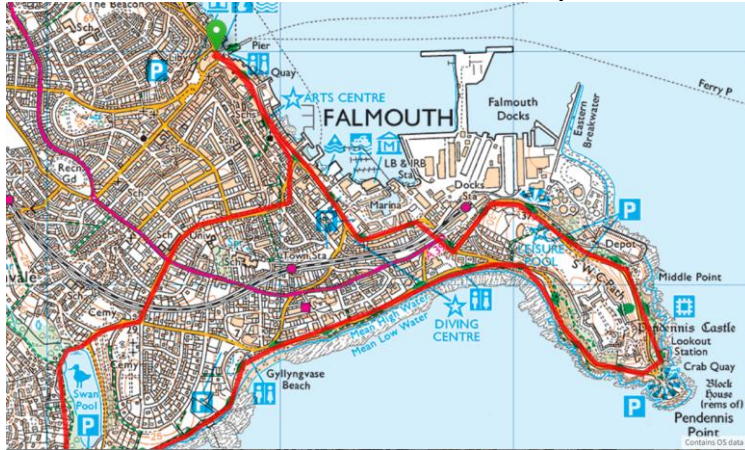
After leaving the castle the footpath rounds Pendennis Point and heads west to Swanpool, passing two nice beaches on the way. The small saline lagoon is great for wildlife watching with Little grebe, Tufted Duck and Moorhen to look out for. It's a really lovely spot with the lake separated from the sea by the pretty Swanpool beach. The site also includes an outdoor cafe, crazy golf course, water-sports and kayak hire.

To extend your walking in the area you could explore the beautiful Roseland Peninsula. You can catch a ferry from Falmouth to St Mawes where you can try the St Mawes to St Just Walk. This visits the fascinating St Mawes Castle and the St Just in Roseland 13th-century church with beautiful riverside gardens.

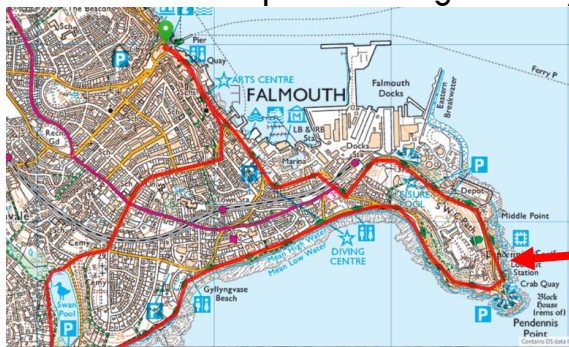
Also near to Falmouth is the delightful Glendurgan Garden, the beautiful estuary of the Helford River and Kennall Vale Nature Reserve.

Falmouth Ordnance Survey Map  - view and print off detailed OS map

4. Print or download the free OS Map.



5. Take friends and family, grab a pair of wellies and enjoy your walk! Send me lots of photos of your walk and the map that you followed. You could challenge yourself to take different photos along the way and plot them along your map like below.



This task will be until the end of half term.




Remember the importance of staying SAFE online. ALWAYS check with a grown up before using any game, device or app. For further information about staying safe online, visit [this section](#) of our school website.

Healthy Body, Healthy Mind 'Homework'

At Kea CP School, we very much value the importance of extra-curricular activities, outdoor pursuits and family fun. We would love to hear about any activities you get up to outside of school! Please feel free to share any certificates, photos or write-ups of your adventures! It might be something you achieve at a club, or a picture of a lovely day spent at the beach! Anything is welcome- it may be that we share this on our whole class or school Dojo (consents permitting)!

Please email to secretary@kea.cornwall.sch.uk with 'Year 2 healthy body, healthy mind' in the subject bar.



*LSCWC= Look, Say, Cover, Write, Check. For each word children should look closely at the word, say the word, cover the word up, write the word and then check to see if they spelt it correctly.